





COMPARTO	AVENTI DIRITTO	VOTANTI	% VOTANTI								
				FP CGIL	% FP CGIL	CISL FP	% CISL FP	UIL	% UIL	ALTRI	% ALTRI
ENTI LOCALI 2022	5117	4191	81,90%	1784	43,64%	1915	46,84%	72	1,76%	317	7,75%
ENTI LOCALI 2018	4997	3977	79,59%	1607	41,72%	1882	48,86%	117	3,04%	246	6,39%
ENTI LOCALI 2015	5289	4226	79,90%	1722	41,94%	2082	50,71%	110	2,68%	192	4,68%
ENTI LOCALI 2012	5552	4446	80,08%	1951	43,88%	2142	48,18%	106	2,38%	247	5,56%
ENTI LOCALI 2007	5506	4320	78,46%	1732	40,09%	2170	50,23%	221	5,12%	197	4,56%
SANITA' PUBBLICA 2022	7755	4367	56,31%	1616	38,45%	1117	26,58%	153	3,64%	1317	31,33%
SANITA' PUBBLICA 2018	7446	4432	59,52%	1376	32,24%	1092	25,59%	285	6,68%	1515	35,50%
SANITA' PUBBLICA 2015	7598	4511	59,37%	1633	37,59%	1140	26,24%	91	2,09%	1480	34,07%
SANITA' PUBBLICA 2012	7556	4252	56,27%	1959	44,13%	1170	26,36%	81	1,82%	1229	27,69%
SANITA' PUBBLICA 2007	7332	4252	57,99%	1432	33,68%	1542	36,27%	177	4,16%	1101	25,89%
E.P.N.E. 2022	390	303	77,69%	68	23,29%	84	28,77%	37	12,67%	103	35,27%
E.P.N.E. 2018	415	336	80,96%	90	28,13%	87	27,19%	27	8,44%	116	36,25%
E.P.N.E. 2015	470	375	79,79%	106	29,78%	85	23,88%	54	15,17%	111	31,18%
E.P.N.E. 2012	577	457	79,20%	115	25,16%	114	24,95%	81	17,72%	147	32,17%
E.P.N.E. 2007	681	471	69,16%	95	20,17%	160	33,97%	98	20,81%	118	25,05%
AGENZIE FISCALI 2022	474	390	82,28%	53	13,73%	50	12,95%	20	5%	263	68,13%
AGENZIE FISCALI 2018	530	477	90,00%	73	15,63%	45	9,64%	16	3,43%	333	71,31%
AGENZIE FISCALI 2015	533	464	87,05%	100	21,98%	38	8,35%	52	11,43%	265	58,24%
AGENZIE FISCALI 2012	549	493	89,80%	205	41,58%	92	18,66%	37	7,51%	159	32,25%
AGENZIE FISCALI 2007	535	482	90,09%	123	25,52%	124	25,73%	53	11,00%	182	37,76%
MINISTERI 2022	562	399	71,00%	77	20,32%	35	9,23%	80	21,11%	187	49,34%
MINISTERI 2018	597	416	69,68%	75	19,28%	67	17,22%	63	16,20%	184	47,30%
MINISTERI 2015	551	442	80,22%	101	24,22%	52	12,47%	114	27,34%	150	35,97%
MINISTERI 2012	566	438	77,39%	90	20,55%	103	23,52%	132	30,14%	113	25,80%
MINISTERI 2007	639	413	64,63%	100	24,21%	107	25,91%	101	24,46%	105	25,42%
TOTALE 2022	14298	9650	67,49%	3598	39,77%	3166	35,00%	282	3,12%	2000	22,11%
TOTALE 2018	13985	9638	68,92%	3221	34,65%	3173	34,13%	508	5,46%	2394	25,75%
TOTALE 2015	14441	10018	69,37%	3662	37,84%	3397	35,10%	421	4,35%	2198	22,71%
TOTALE 2012	14800	10086	68,15%	4320	42,05%	3621	35,25%	437	4,25%	1895	18,45%
TOTALE 2007	14693	9938	67,64%	3482	35,04%	4103	41,29%	650	6,54%	1703	17,14%